

The total energy saving and emission reduction potential by consequently improving insulation solutions in industry




### Energy saving potential:




### Emission reduction potential:


The industrial insulation energy saving potential by different energy sources (in ktoe):

-  **COAL:**


---

-  **GAS:**


---

-  **ELECTRICITY:**


---

-  **OIL:**

---

-  **HEAT:**

---

-  **BIOMASS:**

The industrial insulation potential to reduce the energy consumption and carbon emissions by industry sector:

Potential by sector in Portugal	Energy savings (ktoe)	CO <sub>2</sub> eq. emission reduction (kt)
Electricity sector*	75	250
Chemical industry	14	29
Refineries	40	138
Paper & Pulp	62	54
Food industry	21	54
Non-metallic minerals	43	124
Steel industry	3	5
Machinery	7	20
Wood industry	4	8
Non-ferrous metal	1	3
Transport equipment	0	0
Textile	16	37
All other sectors	5	12
<b>TOTAL</b>	<b>291</b>	<b>735</b>

\*Gas, Coal, Oil, Biomass Technologies



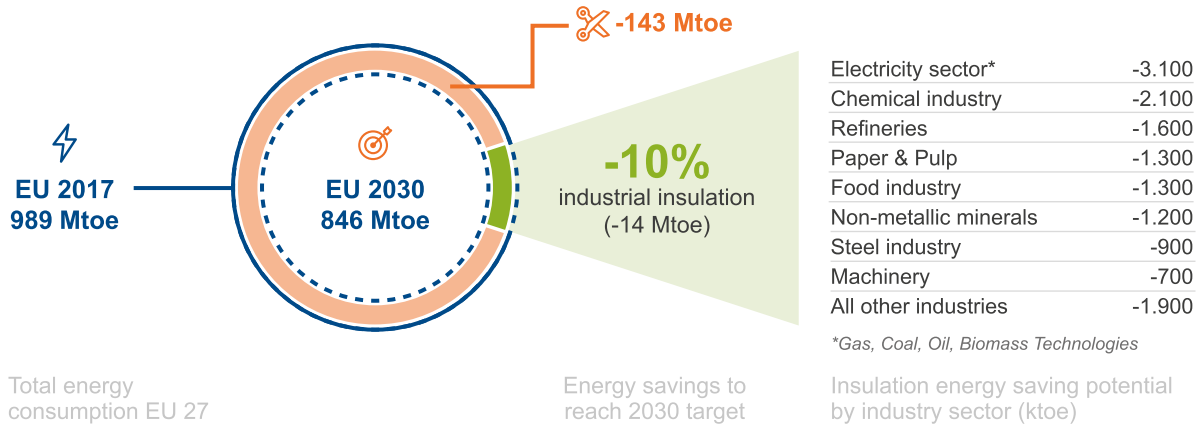
## EU 27 to be climate-neutral by 2050

The European Union has set itself the ambitious goal to be climate-neutral by 2050, with net zero CO<sub>2</sub> emissions. Decarbonising EU industry is one of the major challenges to reach this target. The good news is that there are effective short-term industrial insulation solutions which are cost-effective to the asset owners and ready to deliver.

The EiiF Study 2020 analyses that 14 Mtoe of energy can be saved by improving insulation standards in industry, offering the potential to reduce the EU's CO<sub>2</sub> emissions by 40 Mt every year.

# Industrial insulation could deliver 10% to reach the EU's Energy Efficiency Target 2030

By consequently upgrading EU industry with well performing insulation systems about 14 Mtoe of energy could be saved representing 10% of what is needed to close the gap (143 Mtoe) between the EU's total energy consumption of 989 Mtoe (2017) to the targeted maximum of 846 Mtoe in 2030.



## Why is there still such a high industrial insulation potential in EU's industry?

Several factors contribute today to the tendency in industry to insulate less rather than implement more energy efficient insulation systems: the pressure to reduce investment and maintenance costs, an increasing lack of insulation knowhow and split responsibilities for energy and maintenance budgets. The energy efficiency level of insulation in Europe's industrial installations is relatively low.

The existing insulation systems and technical requirements most often solely focus on safety to keep surface temperatures below 55 °C. Moreover, many plants in the EU 27 are aging and in a dire need for insulation repair.

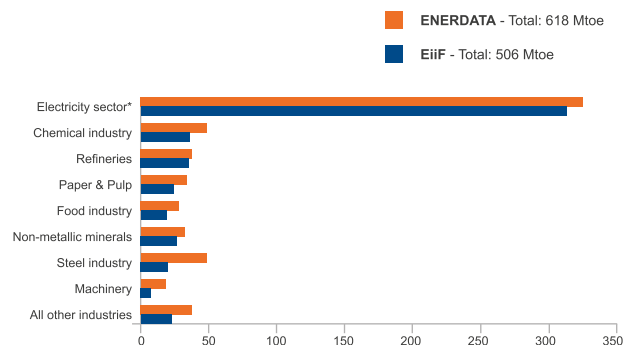
The biggest part of the growing but with energy efficient insulation easily avoidable carbon emissions in industry comes from equipment without insulation or covered with damaged insulation.

Depending on the temperature, the increasing share of uninsulated or damaged insulation systems today varies from 10% to 2%. Insulating uninsulated equipment and repairing damaged insulation offers a large CO<sub>2</sub> and energy saving potential with short payback periods (two years on average and often just a few months).

Temperature Range	Share of Uninsulated/Damaged Insulation
LOW-TEMPERATURE < 100 °C	10%
MIDDLE-TEMPERATURE 100 °C - 300 °C	6%
HIGH-TEMPERATURE > 300 °C	2%

## About the EiiF analysis

EiiF used as the source of information the database from ENERDATA and the Odyssee-Mure EU project. For its analysis to define the carbon emission reduction potential of industrial insulation EiiF consequently used only the data for energy consumption by industry branch which can be influenced by insulation systems. For example, the electricity consumed in mechanical work is not considered, as it cannot be improved by insulation.



\*EiiF considered exclusively gas, coal, oil and biomass technologies in its study. However, insulation energy efficiency potential exists also in carbon free technologies like nuclear and some renewables.

More information can be found in [EiiF's White Paper](#) and on [www.eiif.org/publications](http://www.eiif.org/publications)